

Evetric® Flow

1

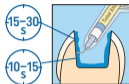
Self-Etch



or



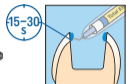
Etch & Rinse



or



Selective Enamel-Etch



2

Evetric® Bond



20 s



Bluephase®
PowerCure



3

Optional
Evetric® Flow



or

Evetric®
BulkFlow



4

Evetric®



or

Evetric®
BulkFill



mW/cm ²	Evetric Flow / Evetric	Evetric Bulk Flow / Evetric Bulk Fill	Evetric Bond
500 – 1,400	—	—	10 s
500 – 900	20 s	20 s	—
1,000 – 1,300	10 s	10 s	—
1,800 – 2,200	—	5 s	—

For permanent teeth only

For deciduous teeth see instructions for use

CE 0123

Rx ONLY

For dental use only!

see
Instructions
www.ivoclar.com/eIFU

Date information
prepared: 2024-05-06
765482 / Rev. 0

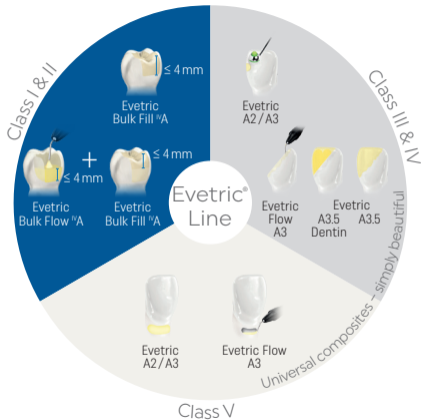
ivoclar

Evetric® Line

4-mm composites

SCULPTABLE
Evetric® Bulk Fill

FLOWABLE
Evetric® Bulk Flow



Conventional composites

SCULPTABLE
Evetric®

FLOWABLE
Evetric® Flow