

# Harvard UltraFill

Ultra Gloss, Opalescent, High Performance Composite Restorative for anterior and posterior restorations

- Permanent high gloss
- Opalescence
- Tooth-like fluorescence
- Easy to work with
- Superior handling properties
- Low polymerization shrinkage
- High abrasion resistance
- Optimal physical properties
- Radiopaque

- Multi Opacity layering technique**
- Multiple shades in various opacities
  - Excellent permanent esthetics
  - Chameleon effect



- Universal Opacity easy technique**
- Selected shades in one opacity
  - In 80% of clinical cases best compromise of opacity



IntroKit S - 3 x 3 g



20 x 0.25 g



3 g

## Harvard InterLock ONE

Universal Adhesive

- Universal: suitable for all tooth conditioning techniques: with or without etching gel, wet or dry
- Only one thin layer necessary
- High and reproducible bond strength to enamel and dentine even under long term stress
- Effective marginal seal for low risk of postoperative sensitivity
- Excellent performance also with self or dual cure composites
- Convenient and precise application with the triangle ergonomic bottle with defined drop size



If light curing of Harvard InterLock ONE cannot be achieved, please use Harvard Bond SE Dual.

# Harvard UltraFill Flow

Ultra Gloss, Opalescent, Flowable Composite for anterior and posterior restorations

- Easy polishability, permanent high gloss
- Opalescence
- Optimal flow consistency
- Thixotropic
- Tooth-like fluorescence
- Reduced polymerization shrinkage
- High abrasion resistance
- Optimal physical properties
- Easy to work with
- Radiopaque

- Available in ComforTip®F



2 x 1 ml

Especially comfortable with bendable Harvard ComforTip®F



ComforTip®F 0.25 g



20 x 0.25 g

>> Easy and quick to polish, durable high gloss <<

Tooth 14 and 15 Wedge-shaped defects



Before

Class V restorations after high gloss polish



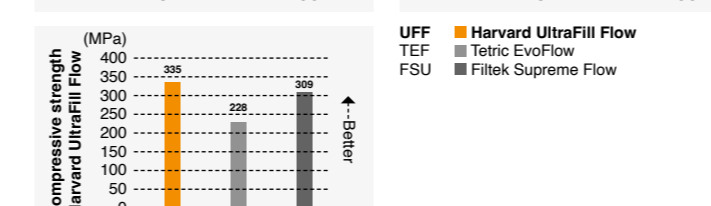


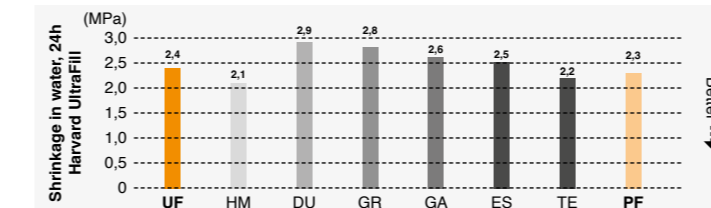
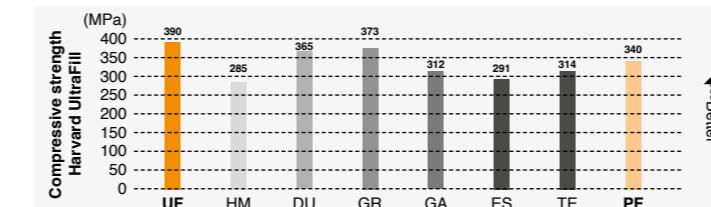
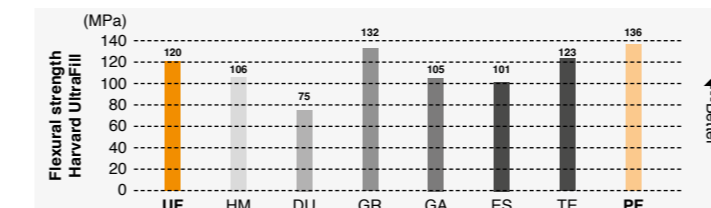
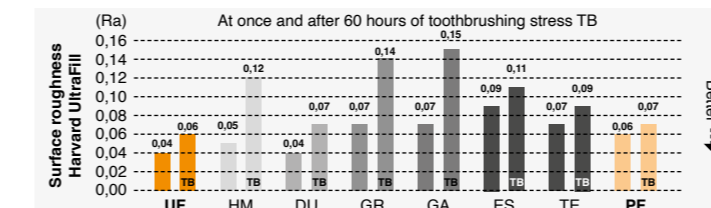
After 6 month



MSc. Andreas Klus, Hamburg Smile, Hamburg



## Facts that speak for themselves. Physical properties:



## Order informations:

Multi Opacity layering technique

Harvard UltraFill „Multi Opacity“	Shade	3 g syringe
A1 E		7131111
A1 D		7121111
A2 E		7131112
A2 D		7121112
A3 E		7131113
A3 D		7121113
A3.5 E		7131114
A3.5 D		7121114
BL E		7131153
BL D		7121152
INC		7141160
T		7141170

Universal Opacity easy technique

Harvard UltraFill „Universal Opacity“	Shade	3 g syringe	20 x 0.25 g OptiTips®
A1 U		7111111	7111211
A2 U		7111112	7111212
A3 U		7111113	7111213
A3.5 U		7111114	7111214
BL U		7111151	

**Kits**

Harvard UltraFill „Universal Opacity“ IntroKIT S	7175100
3 syringes ea. 3 g, A2 U, A3 U, A3.5 U	

Harvard InterLock® ONE	
Universal Adhesive	7083611
5 ml bottle	

Harvard UltraFill Flow	Shade	2 x 1 ml syringe	20 x 0.25 g ComforTip® F
A1		7112111	7112211
A2		7112112	7112212
A3		7112113	7112213
A3.5		7112114	
B1		7112121	
BL		7112151	

incl. 8 needle tips H18

Harvard NeedleTips H18	7095158
Refill bag with 50 Needle Tips	7095200
Harvard Applier OptiTips®	
Harvard Applier OptiTips®	7095200

Further shades are possible. Please contact us.

Harvard Distribution Partner.

**HARVARD**  
Marke und Qualität seit 1892

Harvard Dental International GmbH  
Margaretenstr. 2 - 4, 15366 Hoppegarten, Germany  
Phone: + 49 (0) 30/99 28 978-0  
Fax: + 49 (0) 30/99 28 978-19  
info@harvard-dental-international.de



www.harvard-dental.de

Liability is excluded for all printing errors and omissions. Before using our Harvard products, the respective directions for use should be noticed in every case. All measurements are internal measurements of Harvard Dental International.

# Harvard UltraFill

The composite for anterior and posterior restorations.





Harvard UltraFill Flow



Made in Germany

# Intuitive color identification.



-  **Dentine Opacity**  
Dentine shades for multi opacity layering technique.
-  **Enamel Opacity**  
Enamel shades for multi opacity layering technique.
-  **Transpa Opacity**  
Incisal INC or other translucent shades T or TX shades for multi opacity layering technique.
-  **Universal Opacity**  
Shades with a medium opacity, for easy layering technique.

## A new high performance composite with excellent properties

- Superior handling properties
- Easy to work with
- Easy polishability, permanent high gloss
- Opalescence, tooth-like fluorescence, cameleon effect
- Very good radiopacity
- Low polymerization shrinkage
- High abrasion resistance
- Optimal physical properties
- Inorganic filler smaller than 0,2 µm
- Available in a new 3 g syringe and in OptiTips®

**2**  
different concepts of opacity


## Pure esthetics in a new shine.

### 1. Multi Opacity layering technique

Perfect esthetic results with Harvard UltraFill Multi Opacity. With this opalescent high performance composite it is possible to create a perfect solution for challenging restorations. Harvard UltraFill is available in multiple shades of various opacities.

**Full Art! For highly esthetic restorations.**

### Multi Opacity layering technique



**D**  
Dentine Opacity

**E**  
Enamel Opacity

**T/INC**  
Transpa/Incisal Opacity




## Easy and efficient.

### 2. Universal Opacity

Easy layering with Harvard UltraFill Universal. High performance results in less time.

**Selected shades in one opacity.**

### Universal Opacity



**U**  
Universal Opacity



## Beautiful high gloss even after months.

>> Perfect esthetic results with the Multi Opacity layering technique. <<

Closing a diastema, Andreas Kluschke MSc., Dentist Hamburg Smile, Hamburg, Germany



Before



After 6 month

>> Class IV incisor restoration 11: For this demanding case I decided to use Harvard UltraFill. <<



Dr. Pawel Paszkiewicz, Estetique Clinic, Polonica Stroj, Poland

- 1.: Initial situation with incisor tooth fracture.
- 2.: Removal of the old composite, Silicone impression.
- 3.: A palatal shell was cast on as a basis for the restoration.
- 4.: Mamelons were prepared with dentine composite (90% opacity – Harvard UltraFill A1 D).
- 5.: Final layer was applied to the mamelons

with enamel opacity (80% opacity – Harvard UltraFill A1 E) and an incisal edge of Harvard UltraFill INC.

6.: After the 3D anatomical correction.



1



2



3



4

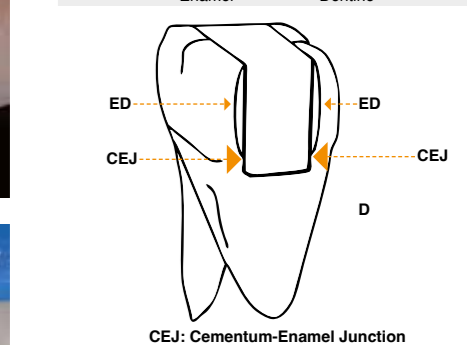
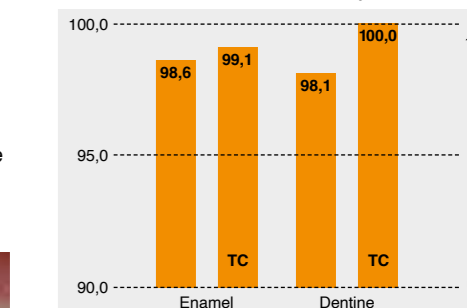


5



6

Perfect marginal seal before and after loading in the chewing simulator and thermocycling TC Harvard InterLock/Harvard UltraFill, Prof. Kunzelmann, LM University Munich



CEJ: Cementum-Enamel Junction

>> Simple, fast and brilliant.

Great high-gloss result with Harvard UltraFill Universal Opacity <<

Class V Restoration, Andreas Kluschke MSc., Dentist Hamburg Smile, Hamburg, Germany



Before



After 6 month

>> Perfect marginal seal. <<

Class I Restoration, Dr. Pawel Paszkiewicz



Before



After