



INSTRUCTION OF USE: Duropont



Material information and manufacturer data

Name, trade name	Duropont					<input checked="" type="checkbox"/> Medical Device
Classification	Classification:	Ila	Labelling:	CE 0483		<input type="checkbox"/> Technical Device
Data	Article No.:	F52, F55, F56, F57, F59, F60, F66		Basis UDI:	763029670057P	
Variants	Paste		Liquid		Colours	
	8g		8ml, 10ml, 30ml		A1 – D4 (VITA)	
Allowed equipment	Approved alloys for partial dentures (metal frameworks) and veneers. Duropont Opaque, Duropont Silane (Metal Primer)					
Manufacturer data	SRN:		LI-MF-000000633			
	Anschrift:		NOVODENT Ets., Industriestrasse 32, 9487 Bendorf, Liechtenstein			
General information	The product may only be used by qualified personnel such as dental technicians and dentists. Immediately upon receipt of the product, please file the product name and Lot No. in your administration. For each work produced, make a note of all products used with all Lot Nos. For the protection of you, your patients and the environment, please follow the instructions on the Instructions for Use.					
Intended purpose	Veneering of removable metal-supported dentures					
Indication	For fabricating the veneers of removable apparatuses					
Contraindication	Avoid direct contact of non-polymerised material in the intraoral area. In case of hypersensitivity of the patient to any of the ingredients, refrain from use.					

Use of the product

Properties	
Absolutely easy to process, high mechanical values, absolutely colour-stable, catalyst system free of non-colour-stable tertiary amines.	
Environment of use	Shelf life and storage instructions
Applicable at room temperature. Keep away from sources of ignition.	Avoid direct sunlight. Always keep containers closed. The shelf life is 2 Years. Do not use the product after the expiry date. Keep out of reach of children. Store at room temperature min. + 2°C, max. 25°C.
Material composition	
Paste:	Dimethacrylat, Urethandimethacrylat
Liquid:	Butanon, Nitromethan, n-Butylacetat, MMA
Skin protection	Disposable gloves butyl rubber, layer thickness 0.7mm, penetration time (min) >480 Disposable gloves nitrile rubber, layer thickness 0.4mm, penetration time (min) >120 The exact penetration time must be obtained from the manufacturer of the protective gloves and must be observed.
Transport	For regulations on the transport of the raw material, please refer to the Duropont safety data sheets.
Specifications	For specific product specifications, please refer to the Duropont technical data sheet.

Danger notice

	Liquid contains Butanon, Nitromethan, n-Butylacetat, Methylmethacrylat (MMA). Highly flammable. Flash point +10°C. Liquid is irritating to eyes, respiratory system and skin. May cause sensitisation by skin contact. Keep container in a well-ventilated place. Keep away from sources of ignition - do not smoke. Completely emptied containers can be returned to the local material cycle. Residual quantities must be disposed of as hazardous waste in compliance with the hazardous waste regulations. Take measures against electrostatic charging.
	Avoid direct skin contact. Take protective gloves made of special nitrile, handle only with spatula, use suction equipment, as well as mouth protection and work goggles. No systematic side effects.



Instructions for use

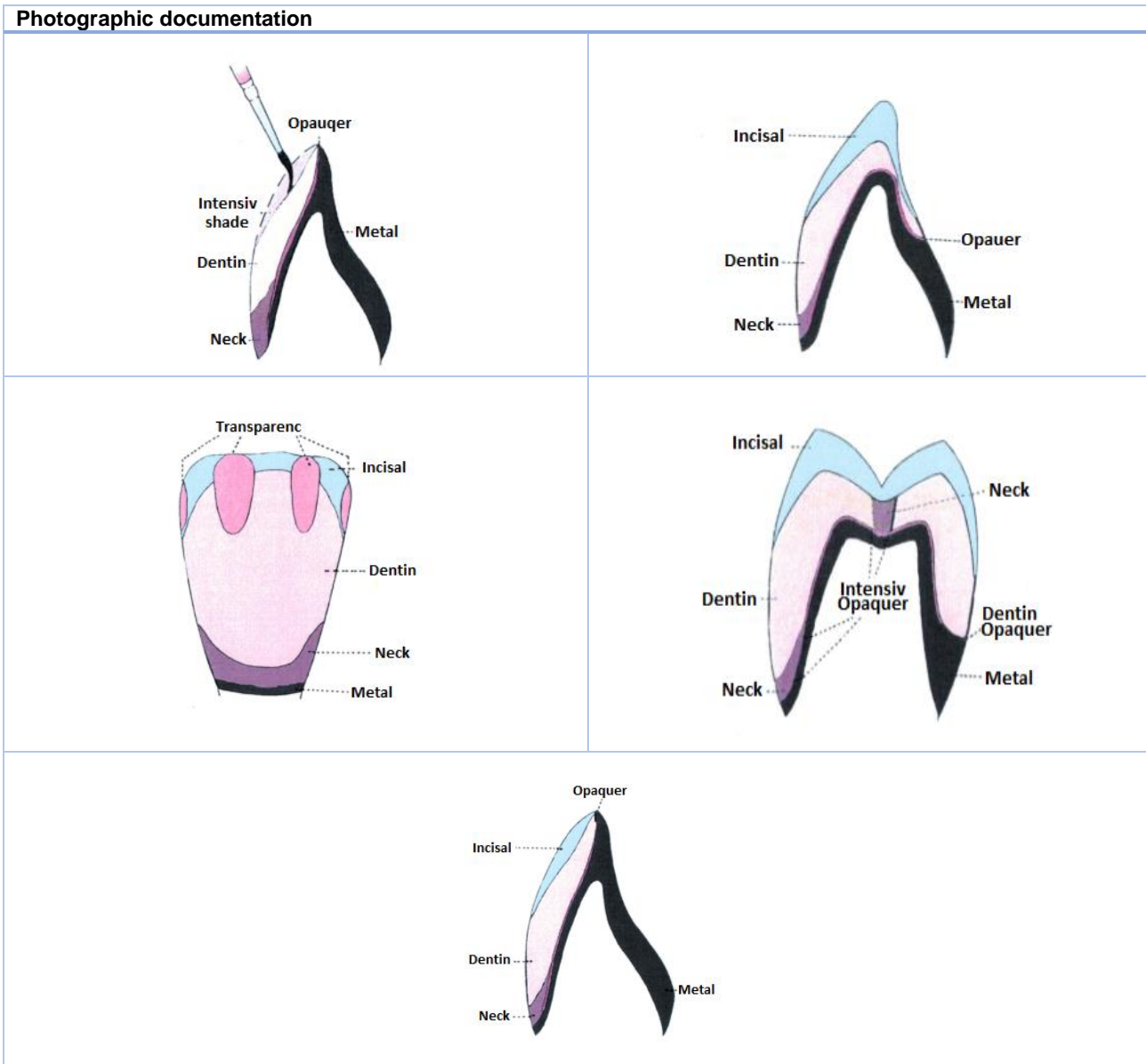
Mixing ratio	Not applicable							
Pre-Polym.	Device	Pressure pot	Pressure	6 bar	Duration	8 Minutes	Temperature	80- 85°C
Polymerisation	Device	Pressure pot	Pressure	6 bar	Duration	14 Minutes	Temperature	90- 100°C
Processing	<p>The following information refers to a room temperature of 22°C. At a lower room temperature the times are longer and at a higher room temperature they are shorter.</p> <p>Duropont Opaque and Duropont Silan: The normally modelled metal framework must be provided with sufficient retention and must be rough on the application surfaces, i.e. it must not be bright blasted or electrolytically polished. The ready-to-use metal primer Duropont Silan should be brushed on thinly and dries after approx. 3 minutes. The ready-to-use opaque should be shaken thoroughly in the bottle before application. The bottle should be closed immediately after use to avoid thickening. The opaque liquid is applied thinly and evenly to the cleaned and degreased metal framework and dries completely after approx. 4 minutes. The brush used should be cleaned with Opaque Thinner after use so that it can be reused.</p> <p>Preparation of the pastes: Spatula the required amount on a glass plate and apply to the relevant prepared area. The spatula must always be kept absolutely clean (i.e. wipe several times during layering and possibly wet lightly with modelling liquid). However, liquid inclusions in the paste must be avoided at all costs.</p> <p>Applying the pastes: If necessary, the neck paste can be drawn into the incisal area to make the overall colour more intense (e.g. for canines). After applying the cervical mass, an intermediate polymerisation can be carried out. The dentin mass is applied running out to the incisal line, leaving an area intended for the incisal line free. For a labial veneer, the dentin is layered according to the intended incisal line. An intermediate polymerisation should be carried out afterwards. The acrylic can be processed using special tungsten carbide burs to subsequently apply the incisal and transpa materials. The carbide burs used must be clean and not contaminated with other materials. Afterwards, the actual polymerisation takes place. The information on polymerisation can be found in the section "Polymerisation" A pictorial representation of the application can be found under the photo documentation on the next page.</p> <p>Note on polishing <u>Pre-polish with a rubber attachment. Then polish with a pumice stone/polishing agent and a goat's hair brush, as well as a small polishing fork. Polish carefully with a polishing fork. Auxiliaries such as approved polishing agents for dental acrylics can be used.</u></p>							
Kombination	The product Duropont, can be combined with Duropont Flash, Duropont Opaque, Duropont Silane, as well as used on all alloys that are common and approved for veneering.							

Liability notice

The information is based on the current state of our knowledge, but does not constitute a guarantee of product properties and does not establish a contractual legal relationship. The product is normally delivered stabilised. However, it may polymerise under heat development if the storage time and/or storage temperature are significantly exceeded. No liability is accepted for damage resulting from failure to observe the instructions for use and the area of application. This also applies if the product is mixed or processed together with products from competitors.

Contact details of the manufacturer

Address:	NOVODENT Ets., Industriestrasse 32, 9487 Bendern, Liechtenstein						
Contact:	Phonel.:	+423 377 1500	Fax:	+423 377 1509	E-Mail:	frontoffice@novodent.com	
Websites::	Webshop:	www.novodent.dental			Main page:	www.novodent.com	
SSCP Rapport:	https://sscp.novodent.com/verblendkunststoffe.pdf						



Note about the symbols					
	<input checked="" type="checkbox"/> Lot/Batch No.		<input checked="" type="checkbox"/> Manufacturer		<input checked="" type="checkbox"/> Unique Device Identification
	<input checked="" type="checkbox"/> Expiry date		<input checked="" type="checkbox"/> Storage temperatures		<input checked="" type="checkbox"/> Observe operating instructions
	<input checked="" type="checkbox"/> Articulenumber		<input type="checkbox"/> Protection from sunlight		<input checked="" type="checkbox"/> Medical Device *
	<input checked="" type="checkbox"/> Attention (GHS)		<input checked="" type="checkbox"/> Danger Flammable (GHS)		<input type="checkbox"/> No Medical Device
	<input checked="" type="checkbox"/> Single Registration Number (EUDAMED)				<input checked="" type="checkbox"/> MP- European conformity *

Symbols used on the labelling of this product are marked with . *Not applicable for non-medical products