

SR Nexco® Flask

The flask for the press technique with laboratory composites

Veneered
in a jiffy



Many small components lead to a great result

Flexibility mirrored in every detail

Developed by experts

The flask technique allows dental professionals to fabricate various prosthetic restorations with utmost efficiency – a major success factor in the dental lab.

SR Nexco® Flask is no ordinary flask: It was developed in close cooperation with expert flask users who placed special emphasis on functionality, ergonomics and design. The many small details incorporated into this flask address the manifold challenges encountered in everyday practice.

Smooth-running, fully removable screws

Fixation of both flask halves on top of each other

Injection openings

Designed to precisely accommodate the mixing tips of Transil F clear silicone

Transparent top part

Even polymerization from all sides

Notches

Easy separation of the top and bottom parts

Positioning pegs

Stable and reliable fixation of the top and bottom parts

Removable base plate

Flexibility and height adjustment option

Block-out

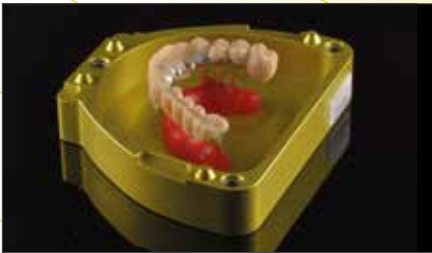
Material savings in the case of smaller restorations



The indication is secondary, the technique is primary.

With SR Nexco Flask, various types and sizes of restorations can be veneered. The efficiency in the dental lab increases with the number of restorations to be veneered. However, the result remains the same: impressive restorations featuring a lifelike and esthetic appearance by means of predictable, fast and high-quality manufacturing processes.

1) Composite pressed on a telescopic restoration using SR Nexco Flask



Wax-up of the set-up telescopic bridge.



Invested wax-up with its respective opposing mould (from left to right).

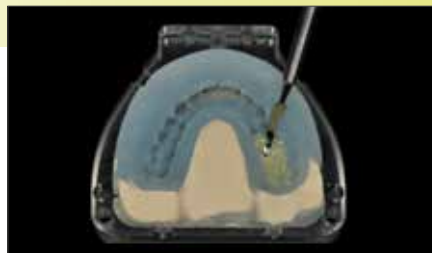


If SR Nexco composite is correctly injected into the opposing mould, a thin and short piece of press flash will be visible on the bridge onto which the composite was pressed.

2) Composite pressed on an implant-supported ZrO₂ framework using SR Nexco Flask



Invested wax-up. Injection of Transil F to produce the opposing mould.



Injection of SR Nexco composite into the opposing mould.



The fabricated matrix provides an exact guideline for the cut-back procedure.

3) Composite pressed on an implant-supported bridge using SR Nexco Flask



Full-contour wax-up of the clinical situation.



Cut-back pressed-on dentin to accommodate the incisal material.



Cut-back dentin framework with pressed-on incisal material.

The scope of application ranges from metal and zirconium oxide-supported restorations to implant-supported, removable and/or fixed dentures. Both the dentin and incisal press cycles follow the same procedure.



Final restoration after the dentin and incisal press cycles. The gingival parts were created with SR Nexco.

“ I use the flask for all large composite restorations which I previously refused to do. ”



C. Hannker, MDT, Germany



Final, pressed restoration featuring gingival parts layered with SR Nexco.

“ I have been working with the flask technique for many years. SR Nexco Flask provides me with the flexibility I need to fabricate my restorations. ”



A. von Hajmasy, MDT, Germany



Polished SR Nexco restoration after the dentin and incisal press cycles.

“ The trend is moving towards implant-supported restorations. SR Nexco Flask allows me to obtain impressive and lifelike results even for such types of restorations. ”



H.-J. Lotz, MDT, Germany

For professionals by professionals

SR Nexco® Flask – Unlike any other

Highlights

- Precise results as the wax-up is directly converted into the final composite restoration: easy reproducibility and fast repair options
- Material and time savings due to the efficient veneering of small and large restorations
- Coordinated with the SR Nexco product system: direct and even application of the SR Nexco composites without the need of additional heating



The light-curing laboratory composite SR Nexco®

Micro-opal fillers ensure the esthetic and lifelike appearance of the completed restorations, which deliver durable shade stability and gloss.

SR Nexco® composites are ideally coordinated with SR Nexco® Flask.

- Homogeneous and even press-on procedure without the need of preheating
- **NEW:** also suitable for pressing on framework structures, including ZrO₂ frameworks



Transil F clear silicone

The clear silicone is optimally suitable for the fabrication of the opposing mould: The openings of the upper SR Nexco Flask half used for the injection of the silicone are designed to accommodate the product's mixing tips. In addition, the hardness and light transmission of the material meet the requirements of flask processing.





Fixed Prosthetics

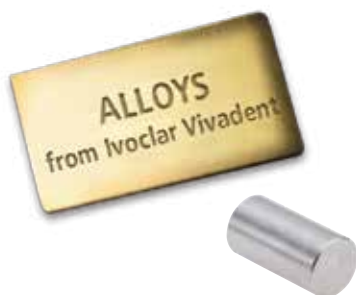
SR Nexco® Flask forms a part of the "Fixed Prosthetics" product category. The products of this category cover the procedure involved in the fabrication of fixed prosthetic restorations – from temporization to restoration care. The products are optimally coordinated with each other and enable successful processing and application.



THESE ARE FURTHER PRODUCTS OF THIS CATEGORY:

Alloys

An alloy selection like no other



Performance, quality, trust

- Broad range of alloys adjusted to the requirements of modern dentistry
- Ideally coordinated with ceramic and composite veneering materials
- More than 100 years of experience in dental alloys

Cervitec®

The protective varnish containing chlorhexidine and thymol



Maintaining the quality of restorations

- Targeted – Professional application in risk areas
- Effective – Intensive care for high-quality restorations
- Efficient – Optimum pink-white esthetics

Would you like to know more about the products of the "Fixed Prosthetics" category? Simply get in touch with your contact person at Ivoclar Vivadent or visit www.ivoclarvivadent.com for more information.

Ivoclar Vivadent AG
 Bendererstr. 2
 9494 Schaan
 Liechtenstein
 Tel. +423 235 35 35
 Fax +423 235 33 60
www.ivoclarvivadent.com

Descriptions and data constitute
 no warranty of attributes
 © Ivoclar Vivadent AG, Schaan/Liechtenstein
 673951/en/2015-01-08

ivoclar
vivadent
 passion vision innovation